



J THOMAS & COMPANY PRIVATE LIMITED
KOLKATA MARKET SYNOPSIS - SALE 15 (2026 - 27)

CTC
Market Report
· Good demand.
· Nominal quantity of Assam and Dooars Estate on offer, met with strong demand.
· Dooars BLF sold between ₹170-₹250 based on quality. Some old season teas on offer sold in line with quality between ₹150-₹200
Buying Analysis
· Hindustan Unilever & TCPL: Barely Operated
· Western India: Selective
· Other Internal/Local: Active
Orthodox
Market Report
· Good demand
· New season teas on offer witnessed good competition and sold at levels similar to last. TGFOP1 sold in the range of Rs 420-470 and TGFOP Rs 350-410. GFOP met with better competition and sold between Rs 350-390 while bolder Whole leaf sold around last levels.
· Larger Broken sold similar to last week while GBOP witnessed better demand and sold between Rs 280-320. BPS sold in the range of Rs 380-410. Nominal quantities of leafy fannings sold at levels lower than last week. Old season teas on offer sold in line with quality.
Buying Analysis
· Middle East : Good Support
· CIS: Good Support

DUST
Market Report
· Good demand
· Nominal quantity of Assam and Dooars met with strong demand.
Buying Analysis
· Western India : Operated
· Other Internal/Local: Good enquiry
Darjeeling
Market Report
· Good demand
· Nominal quantity of lower elevation First Flush Whole Leaf seen sold at Rs 900 and above.
· Local/Internal: Mainstay

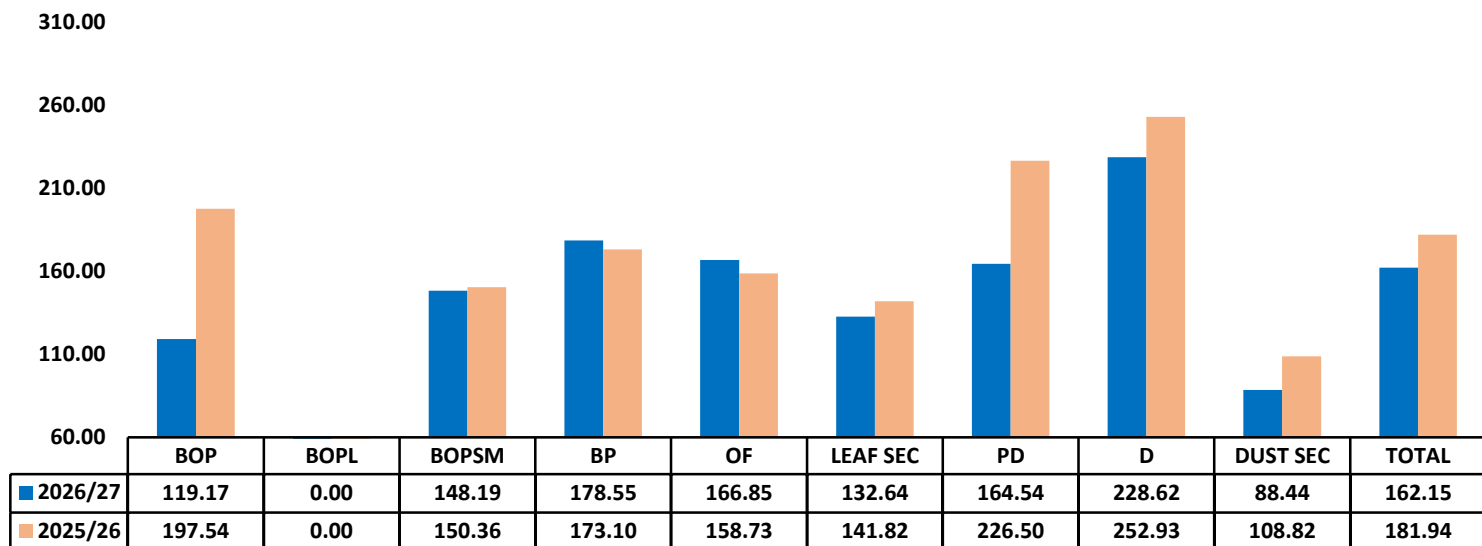
AUCTION AVERAGES

	2026/27			2025/26			UP TO SALE 15		
	SALE 15	SALE 14	+/-	SALE 15	SALE 14	+/-	2026/27	2025/26	2024/25
CTC LEAF	157.43	179.91	-22.48	175.28	175.25	0.03	165.86	175.26	169.13
DUST	162.54	133.64	28.90	199.62	226.24	-26.62	146.54	207.51	137.67
TOTAL	158.17	167.88	-9.71	181.77	182.16	-0.39	162.15	181.94	163.70
ORTHODOX	302.15	210.07	92.09	304.96	311.63	-6.67	239.62	308.30	276.46
DARJEELING	1,303.26	235.12	1,068.14	119.64	202.00	-82.36	428.15	125.41	151.43
ALL TEAS	187.08	185.76	1.32	207.11	213.17	-6.06	186.43	209.92	196.44

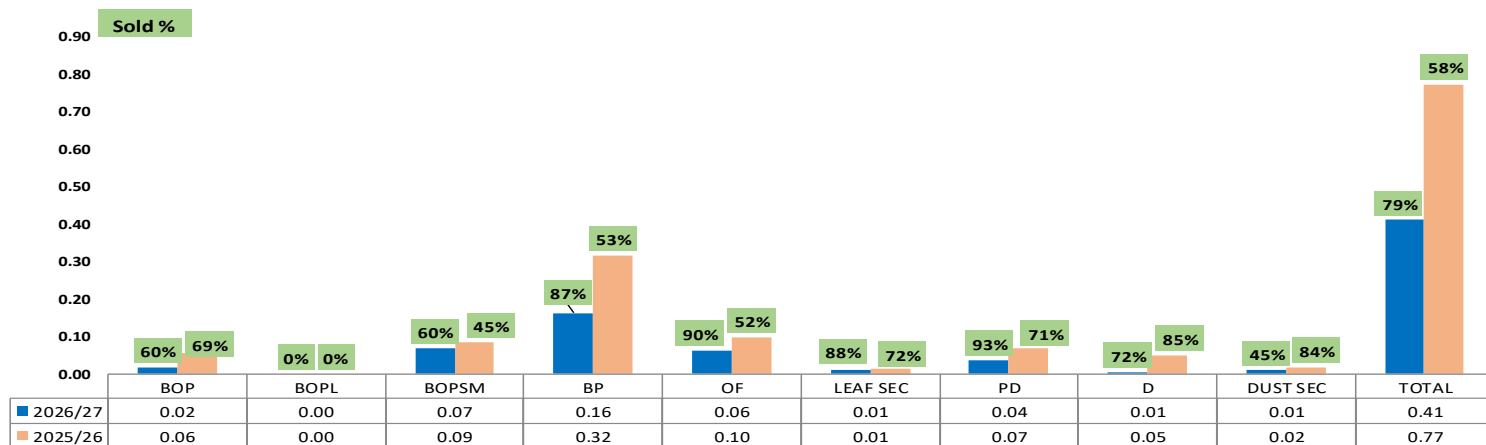
KOLKATA AUCTION AVERAGES

SALE	14	15	16	17	18	19
CTC LEAF	2026/27	179.91	157.43			
	2025/26	175.25	175.28	215.76	206.67	233.48
DUST	2026/27	133.64	162.54			
	2025/26	226.24	199.62	273.77	265.91	261.70
TOTAL	2026/27	167.88	158.17			
	2025/26	182.16	181.77	232.03	224.03	243.90
ORTHODOX	2026/27	210.07	302.15			
	2025/26	311.63	304.96	300.65	311.85	321.42
DARJEELING	2026/27	235.12	1,303.26			
	2025/26	202.00	119.64	953.50	1,268.50	842.65

Kolkata Gradewise Averages CTC Leaf / Dust Upto Sale 15



Kolkata Gradewise Sold Quantity (M. Kgs) CTC Leaf / Dust Upto Sale 15



KOLKATA GRADEWISE ORTHODOX AVARAGES UPTO SALE 15

GRADE	2026 - 27		2025 - 26		GRADE	2026 - 27		2025 - 26	
	QTY.	AVG	QTY.	AVG		QTY.	AVG	QTY.	AVG
TGFOP1	1794.0	426.44	7082.6	406.72	GFBOP	4964.4	296.75	14378.0	298.23
TGFOP	8465.4	387.81	27735.7	383.49	GBOP	3651.1	292.40	13732.6	274.28
GFOP	4774.3	370.67	14565.1	376.97	BPS	3913.9	382.80	4591.8	391.45
FOP	6310.3	306.37	16961.3	331.32	GBOP1/FBOP1	7434.0	202.33	11470.9	228.09
FBOP	10060.3	328.71	31822.4	315.86	BOPF/GOF/FOF	3771.1	204.79	9880.1	187.00

OFFER / SOLD QUANTITY & AVERAGE PRICE CTC / DUST

	THIS SALE				LAST SALE				TO DATE			
	OFFERED	SOLD	AVG.	OUT %	OFFERED	SOLD	AVG.	OUT %	OFFERED	SOLD	AVG.	OUT %
BROKENS	2,16,761	1,54,526	157.22	29%	1,17,051	97,424	180.06	17%	3,33,812	2,51,951	166.05	25%
FANNINGS	50,718	46,853	160.81	8%	26,804	23,852	189.71	11%	77,521	70,705	170.56	9%
LEAF SEC.	8,917	7,424	140.47	17%	4,024	4,024	118.20	0%	12,941	11,448	132.64	12%
LEAF TOTAL	2,76,395.3	2,08,803.6	157.43	24%	1,47,878.7	1,25,300.8	179.91	15%	4,24,274.0	3,34,104.4	165.86	21%
DUST	35,547	33,101	163.44	7%	39,275	34,139	151.14	13%	74,822	67,240	157.20	10%
DUST SEC.	2,437	2,437	150.22	0%	24,995	9,891	73.21	60%	27,432	12,328	88.44	55%
DUST TOTAL	37,984.0	35,538.0	162.54	6%	64,269.6	44,029.6	133.64	31%	1,02,253.6	79,567.6	146.54	22%
TOTAL	3,14,379.3	2,44,341.6	158.17	22%	2,12,148.3	1,69,330.4	167.88	20%	5,26,527.6	4,13,671.9	162.15	21%

OFFER / SOLD QUANTITY & AVERAGE PRICE ORTHODOX

WHOLE LEAF	30,445	23,146	340.66	24%	67,250	48,322	221.59	28%	97,695	71,468	260.15	27%
BROKENS	28,641	21,954	326.36	23%	39,904	24,902	286.36	38%	68,544	46,856	305.10	32%
FANNINGS	1,948	1,495	183.26	23%	22,712	16,849	140.27	26%	24,660	18,344	143.77	26%
SECONDARY	14,007	10,187	179.94	27%	40,974	30,070	167.49	27%	54,981	40,257	170.64	27%
ORTH. TOTAL	75,040.6	56,781.7	302.15	24%	1,70,839.3	1,20,143.0	210.07	30%	2,45,879.9	1,76,924.7	239.62	28%

OFFER / SOLD QUANTITY & AVERAGE PRICE DARJEELING

WHOLE LEAF	632	474	1,303.26	25%	1,092	481	569.74	56%	1,724	954	933.73	45%
BROKENS	0	0	0.00	0%	668	441	161.38	34%	668	441	161.38	34%
FANNINGS	0	0	0.00	0%	1,793	1,225	130.34	32%	1,793	1,225	130.34	32%
DARJ. TOTAL	631.8	473.6	1303.26	25%	3,552.6	2,147.0	235.12	40%	4,184.4	2,620.6	428.15	37%

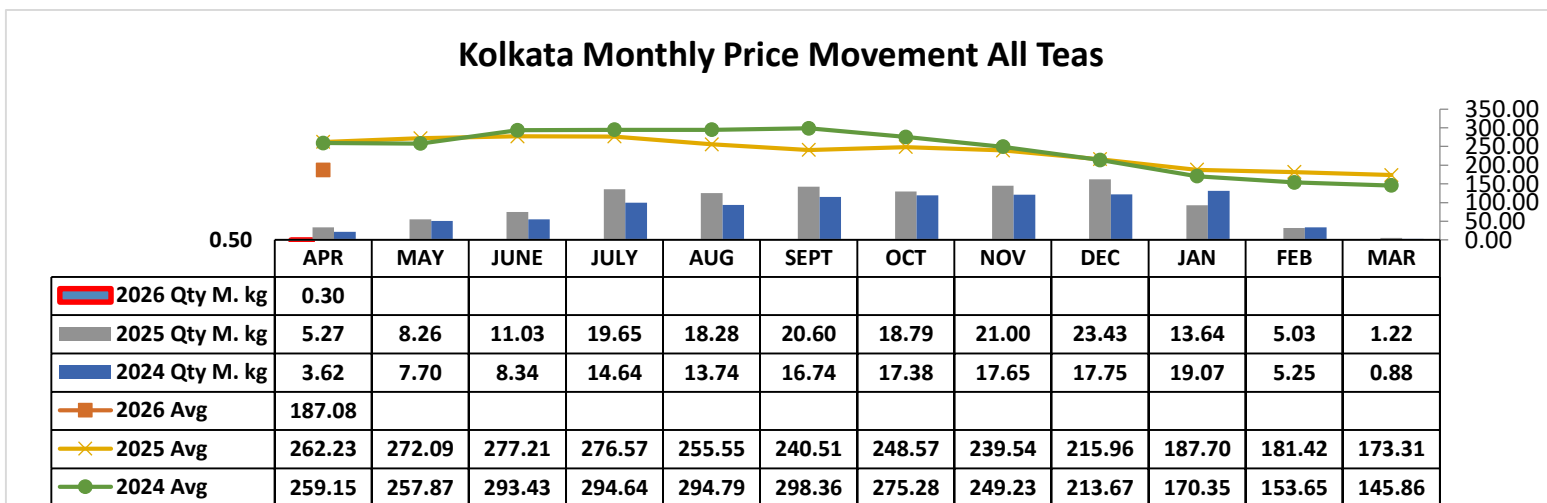
OFFER / SOLD QUANTITY & AVERAGE PRICE

CTC	THIS SALE				LAST SALE				TO DATE			
	OFFERED	SOLD	AVG.	OUT %	OFFERED	SOLD	AVG.	OUT %	OFFERED	SOLD	AVG.	OUT %
2026-27	276395.3	208803.6	157.43	24%	147878.7	125300.8	179.91	15%	424274.0	334104.4	165.86	21%
2025-26	490190.2	310579.4	175.28	37%	634979.3	303473.3	175.25	52%	1125169.5	614052.7	175.26	45%
DUST	OFFERED	SOLD	AVG.	OUT %	OFFERED	SOLD	AVG.	OUT %	OFFERED	SOLD	AVG.	OUT %
2026-27	37984.0	35538.0	162.54	6%	64269.6	44029.6	133.64	31%	102253.6	79567.6	146.54	22%
2025-26	132492.1	112870.1	199.62	15%	72572.2	47545.0	226.24	34%	205064.2	160415.0	207.51	22%
ORTHODOX	OFFERED	SOLD	AVG.	OUT %	OFFERED	SOLD	AVG.	OUT %	OFFERED	SOLD	AVG.	OUT %
2026-27	75040.6	56781.7	302.15	24%	170839.3	120143.0	210.07	30%	245879.9	176924.7	239.62	28%
2025-26	165881.6	110696.6	304.96	33%	118316.7	110591.3	311.63	7%	284198.3	221287.9	308.30	22%
DARJEELING	OFFERED	SOLD	AVG.	OUT %	OFFERED	SOLD	AVG.	OUT %	OFFERED	SOLD	AVG.	OUT %
2026-27	631.8	473.6	1303.26	25%	3552.6	2147.0	235.12	40%	4184.4	2620.6	428.15	37%
2025-26	3560.8	1145.4	119.64	68%	367.3	86.4	202.00	76%	3928.1	1231.8	125.41	69%
TOTAL	OFFERED	SOLD	AVG.	OUT %	OFFERED	SOLD	AVG.	OUT %	OFFERED	SOLD	AVG.	OUT %
2026-27	390051.7	301596.9	187.08	23%	386540.2	291620.4	185.76	25%	776591.9	593217.2	186.43	24%
2025-26	792124.6	535291.4	207.11	32%	826235.4	461695.9	213.17	44%	1618360.1	996987.4	209.92	38%

PRICE RANGE	CTC LEAF					DUST				
% OF TEAS SOLD	2026/27		UP TO SALE 15			2026/27		UP TO SALE 15		
	SALE 15	SALE 14	2026/27	2025/26	2024/25	SALE 15	SALE 14	2026/27	2025/26	2024/25
	BELOW 160	61.84	36.06	52.17	66.07	64.21	66.47	78.74	73.26	46.91
BETWEEN 160.00-179.99	14.41	19.54	16.33	6.18	9.35	8.92	3.11	5.71	5.06	6.96
BETWEEN 180.00-199.99	11.22	12.21	11.59	3.80	3.90	8.45	7.06	7.68	1.47	1.50
BETWEEN 200.00-219.99	4.53	14.07	8.10	2.47	1.43	7.16	0.00	3.20	0.99	1.21
BETWEEN 220.00-239.99	2.50	7.70	4.45	0.55	1.25	0.00	3.45	1.91	1.18	1.74
BETWEEN 240.00-259.99	1.59	2.36	1.88	1.56	0.75	1.09	0.00	0.49	1.97	0.36
BETWEEN 260.00-279.99	0.94	2.43	1.50	1.52	3.18	0.00	0.00	0.00	5.15	0.90
ABOVE 280	2.97	5.64	3.97	17.85	15.93	7.91	7.64	7.76	37.28	10.68

PRICE RANGE	ORTHODOX					PRICE RANGE	DARJEELING		
% OF TEAS SOLD	2026/27		UP TO SALE 15			% OF TEAS SOLD	2026/27		UP TO SALE 15
	SALE 15	SALE 14	2026/27	2025/26	2024/25		SALE 15	SALE 14	2026/27
	BELOW 200	16.70	50.15	39.42	10.58		22.85	BELOW 300.00	0.00
BETWEEN 200.00-219.99	5.12	9.95	8.40	3.18	1.91	BETWEEN 301.00-400.99	0.00	5.89	4.82
BETWEEN 220.00-239.99	2.78	6.58	5.36	4.29	3.82	BETWEEN 401.00-500.99	0.00	13.40	10.98
BETWEEN 240.00-259.99	3.91	8.46	7.00	4.41	5.21	BETWEEN 501.00-600.99	0.00	0.00	0.00
BETWEEN 260.00-279.99	0.63	3.61	2.65	7.55	6.49	BETWEEN 601.00-700.99	0.00	0.00	0.00
ABOVE 280	70.86	21.25	37.17	69.98	59.73	ABOVE 701.00	100.00	3.10	20.61

FUTURE FRESH OFFERING (IN PACKAGES)															
SALE NO	THIS YEAR-2026 - 27					LAST YEAR-2025 - 26					DIFFERENCE				
	CTC LEAF	ORTH.	DARJ.	DUST	TOTAL	CTC LEAF	ORTH.	DARJ.	DUST	TOTAL	CTC LEAF	ORTH.	DARJ.	DUST	TOTAL
16	11029	8222	57	1777	21085	16174	14932	51	3700	34857	-5145	-6710	6	-1923	-13772
17	15375	15946	395	5695	37411	16380	31282	143	7644	55449	-1005	-15336	252	-1949	-18038
TOTAL	26404	24168	452	7472	58496	32554	46214	194	11344	90306	-6150	-22046	258	-3872	-31810



CTTA BUYING (ALL TEAS) FOR THE SALE 15

	CTC LEAF			DUST				TOTAL			
	SALE 15										
OFFER	2,76,395.3		Kgs	OFFER	37,984.0		Kgs	OFFER	3,14,379.3		Kgs
SOLD	2,08,803.6		Kgs	SOLD	35,538.0		Kgs	SOLD	2,44,341.6		Kgs
SOLD %	76%			SOLD %	94%			SOLD %	78%		
ZONES	KGS.	AVG.	%		Kgs	AVG	%		Kgs	AVG	%
Local	87,701.0	168.78	42%	S.India	7,612.5	145.29	21%	Local	93,240.5	169.90	38%
N.India	37,550.4	140.64	18%	W.India	7,499.5	185.84	21%	N.India	43,887.4	141.82	18%
W.India	31,852.7	177.49	15%	N.India	6,337.0	148.80	18%	W.India	39,352.2	179.08	16%
Others	15,014.3	155.76	7%	Local	5,539.5	187.67	16%	Others	17,451.8	152.22	7%
WI.Pack	10,486.2	123.36	5%	WI.Pack	5,128.5	163.94	14%	WI.Pack	15,614.7	136.69	6%
Exports	10,215.5	128.25	5%	Others	2,437.5	130.40	7%	S.India	12,683.2	149.20	5%
HUL	8,455.8	128.27	4%	Exports	983.5	137.61	3%	Exports	11,199.0	129.07	5%
S.India	5,070.7	155.07	2%					HUL	8,455.8	128.27	3%
TCPL	1,943.6	112.75	1%					TCPL	1,943.6	112.75	1%
NI.Pack	513.4	202.00	0%					NI.Pack	513.4	202.00	0%
Grand Total	2,08,803.6	157.43	100%	TOTAL	35,538.0	162.54	100%	TOTAL	2,44,341.6	158.17	100%

	ORTHODOX			DARJEELING			
	SALE 15						
OFFER	75,040.6		Kgs	OFFER	631.8		Kgs
SOLD	56,781.7		Kgs	SOLD	473.6		Kgs
SOLD %	76%			SOLD %	75%		
ZONE	Kgs	AVG	%		Kgs	AVG	%
Middle East	37,068.1	299.86	65%	Local	473.6	1,303.26	100%
Others	8,342.4	311.60	15%				
Domestic	4,866.1	277.51	9%				
Exports	2,924.1	368.70	5%				
Local	2,605.0	306.53	5%				
W.India	976.0	220.22	2%				
TOTAL	56,781.7	302.15	100%	TOTAL	473.6	1,303.26	100%

ASSAM CTC BATTING ORDER (GTAC+CTTA) Sale 14 to 15

MARK	2026-27		2025-26	
	KGS	AVG	KGS	AVG
DECKIAJULI	3639	528.84	649	485.98
HALMARI	6044	495.90	6658	428.72
SILONIBARI	310	437.32	1962	361.24
BANAMALIE	281	433.59	1181	422.54
DOOMNI	6617	413.47	4891	342.11
GELAKEY	1154	410.67	1794	368.13
GHILLIDARY	1117	410.30	175	352.00
DOOLAHAT	6860	406.73	14231	329.26
NARAYANPUR	1106	406.62	3407	337.70
HALMIRA	4439	405.59	1090	380.09
KAMARBUND	668	405.54	454	384.09
DUKLINGIA	2847	404.27	6193	386.20
DEOHALL	1343	400.38	3431	365.75
BORSAPORI	1153	398.56	0	0.00
DEHA	1673	388.61	1721	350.42
BIJLEEJAN	4979	388.37	15517	376.22
HAPJAN	4096	384.03	16981	306.47
BORSILLAH	309	381.34	1913	384.41
TYROON	2136	380.89	6621	313.61
BAHIPOOKRI	15935	379.32	0	0.00
NAGRIJULI	1490	379.18	0	0.00
HIRAJULI	1295	374.06	6381	384.69
HATIJAN CLONAL	15550	370.67	7574	341.96
SOCKLATINGA	2617	368.29	1630	385.78
BOKAHOLA	6716	368.11	29569	298.18

DOOARS CTC BATTING ORDER (STAC+CTTA) Sale 14 to 15

MARK	2026-27		2025-26	
	KGS	AVG	KGS	AVG
KARTICK	11150	413.03	3558	433.87
GHATIA ROYAL	9632	387.69	4226	356.10
BINAGURI	57355	387.17	22983	377.42
RYDAK	21800	380.36	20588	365.54
GRASSMOREROYAL	5057	360.84	0	0.00
PAHARGOOMIAH	4886	359.09	12585	363.78
JITI	28565	356.28	17255	333.86
BARADIGHI	22806	356.17	13773	396.81
CHALOUNI	3744	351.88	0	0.00
ZURRANTEE	5746	349.47	15925	314.95
CHULSA	3213	349.08	0	0.00
HOPE	9460	348.72	7664	340.45
ARYAMAN	3242	347.63	0	0.00
DANGUAJHAR	30631	347.36	14277	317.97
GRASSMORETEA	1332	344.98	4206	253.49
MAINAKROYAALE	1658	343.67	4833	315.53
MORAGHAT	30866	341.69	14048	346.28
GULMA	23788	341.62	18949	361.49
GHATIA	444	340.51	0	0.00
DIMAGOLD	7914	339.93	0	0.00
BHATKAWA	6835	338.39	5776	347.57
SANKOS	16971	336.10	11373	329.07
MECHPARA	5616	335.28	11566	317.98
KUMARGRAM	8845	333.67	11225	338.59
RUNGAMUTTEE	2527	331.87	0	0.00

ASSAM ORTHODOX BATTING ORDER (GTAC+CTTA) Sale 14 to 15

MARK	2026-27		2025-26	
	KGS	AVG	KGS	AVG
MAHABIRBARI	4	2150.50	0	0.00
DOOMNI	47	1404.43	27	1726.00
METHONI	544	404.41	0	0.00
DAISAJAN	3317	364.72	3316	332.74
MAJULIGHUR	1945	360.45	13766	340.91
HARMUTTY	313	351.79	1039	368.74
GREENTWIGS	375	350.50	0	0.00
BOKEL	1749	350.41	2533	363.07
NONAIPARA	3427	343.25	1953	323.67
PHILLOBARI	1439	342.98	3089	352.20
BEESAKOPIE	9952	338.87	15	3334.33
TUSKER VALLEY	744	320.74	0	0.00
HARCHURAH	697	318.72	0	0.00
HATTIALLI	5053	312.39	25953	346.31
TIMONAJ	1378	311.82	3758	297.85
SINGRIMARI	14133	311.20	11031	273.25
DIKSAM	824	307.19	1783	321.23
SONABARI	1424	290.86	0	0.00
MAIJONGA	4249	289.64	3066	299.19
MISIMIKATA	6874	287.16	2796	299.43
DEJOOVALLEY	3479	285.46	0	0.00
AMBIKABARI	2632	284.48	2491	297.19
PUSHPAK	2053	281.40	3268	284.49
BIBEKTEA	1879	279.96	4528	289.18
BUDLAPARA	15284	277.52	0	0.00

DARJEELING BATTING ORDER Sale 14 to 15

MARK	2026-27		2025-26	
	KGS	AVG	KGS	AVG
UPPER FAGU	540	1344.53	0	0.00

[Follow us on:](#)

